

How to use?

7. Clean the barrel and plunger thoroughly with water after use. Allow to air dry.




Precautions

1. Replace the oral syringe when the marking is not clear.
2. Consult healthcare professionals if further information on oral syringes is needed.
3. To prevent cross contamination, avoid sharing oral syringe with others.



For any queries, please seek advice from your doctor, pharmacist or other healthcare professionals.


Oral Syringes





What are Oral Syringes?

Oral syringes are measuring devices used to accurately measure doses of liquid medication.

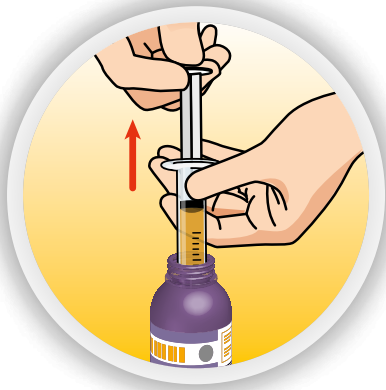


How to use?

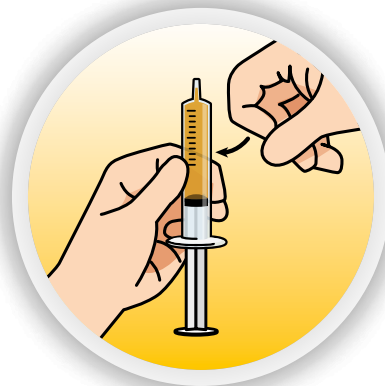
1. Wash your hands before use.
2. Insert the tip of the oral syringe into the liquid medicine.



3. Pull the plunger to draw the exact amount of medicine.



4. Expel air bubbles if there are any.



5. Place the oral syringe between the cheek and the gums of the patient.



6. Slowly push the plunger. Let the patient swallow the drug before continuing to push further. Do not administer the drug forcefully to the throat to avoid choking and suffocation.